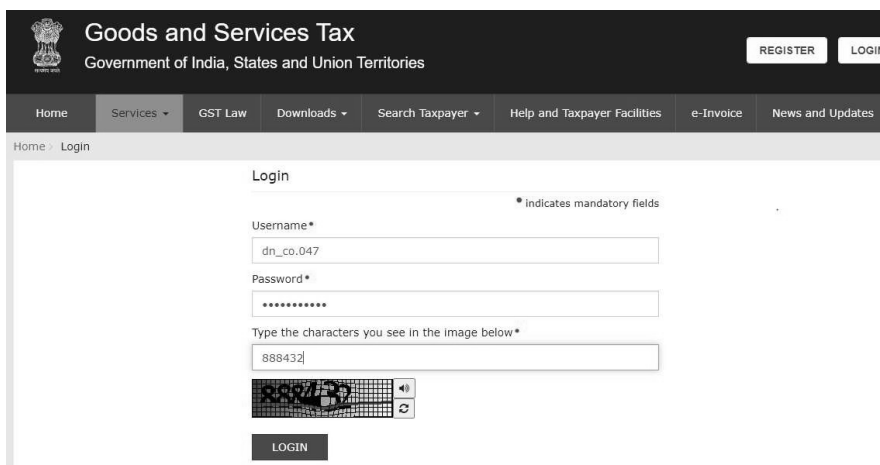


Annexure - 3

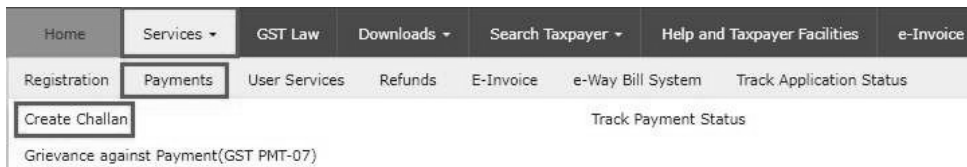
Digital Layer - Net Banking Transaction (Done by Customer)

1. Customer can login into the GST portal using their own credentials.



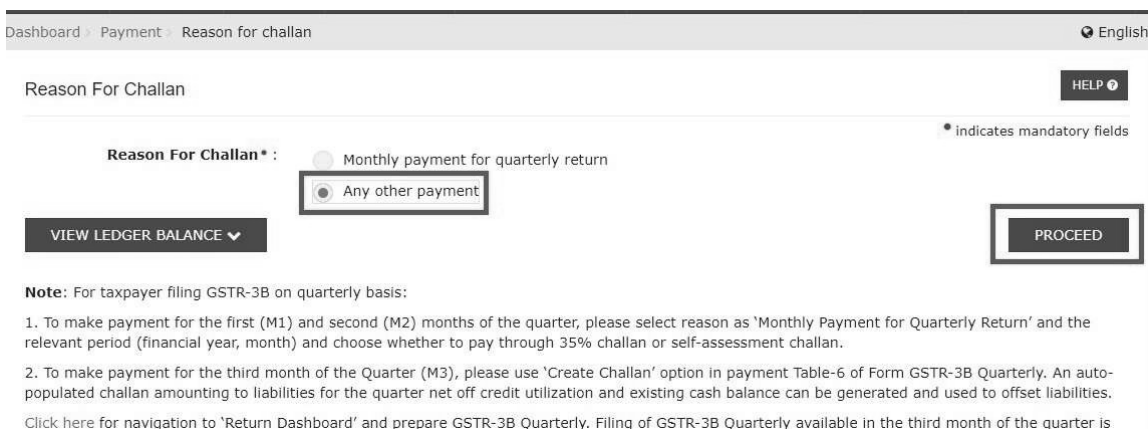
The screenshot shows the 'Goods and Services Tax' portal for the Government of India, States and Union Territories. The page has a dark header with the logo and navigation links like 'REGISTER' and 'LOGIN'. Below the header is a menu with options: Home, Services, GST Law, Downloads, Search Taxpayer, Help and Taxpayer Facilities, e-Invoice, and News and Updates. The main content area is titled 'Login' and contains a form with the following fields: Username (with value 'dn_co.047'), Password (masked with dots), and a CAPTCHA field (with value '888432'). A 'LOGIN' button is located below the form.

2. Go to Services → Payments → Create Challan



The screenshot shows the 'Services' menu on the GST portal. The 'Services' dropdown is open, showing options: Registration, Payments, User Services, Refunds, E-Invoice, e-Way Bill System, and Track Application Status. The 'Payments' option is highlighted, and its sub-menu is visible, showing 'Create Challan' and 'Track Payment Status'. The 'Create Challan' option is highlighted with a red box.

3. Select “Reason for Challan” and then click “Proceed”.



The screenshot shows the 'Reason for Challan' page on the GST portal. The page has a breadcrumb trail: Dashboard > Payment > Reason for challan. The main heading is 'Reason For Challan'. There are two radio button options: 'Monthly payment for quarterly return' and 'Any other payment'. The 'Any other payment' option is selected and highlighted with a red box. A 'PROCEED' button is also highlighted with a red box. A 'VIEW LEDGER BALANCE' button is visible on the left. A 'HELP' button is in the top right corner. A note at the bottom provides instructions for taxpayers filing GSTR-3B on a quarterly basis.

Note: For taxpayer filing GSTR-3B on quarterly basis:

1. To make payment for the first (M1) and second (M2) months of the quarter, please select reason as 'Monthly Payment for Quarterly Return' and the relevant period (financial year, month) and choose whether to pay through 35% challan or self-assessment challan.
2. To make payment for the third month of the Quarter (M3), please use 'Create Challan' option in payment Table-6 of Form GSTR-3B Quarterly. An auto-populated challan amounting to liabilities for the quarter net off credit utilization and existing cash balance can be generated and used to offset liabilities. Click here for navigation to 'Return Dashboard' and prepare GSTR-3B Quarterly. Filing of GSTR-3B Quarterly available in the third month of the quarter is

4. Enter the "Details of Deposit" (GST amount to be paid)

Dashboard > Payment > Create Challan English

Create Challan Saved Challan Challan History

Reason For Challan Edit Reason

Reason
Any other payment

Details of Deposit

	Tax (₹)	Interest (₹)	Penalty (₹)	Fees (₹)	Other (₹)	Total (₹)
CGST(0005)	1000					1,000
IGST(0008)	1000					1,000
CESS(0009)	20					20
Dadra and Nagar Haveli and Daman and Diu UTGST(0007)						0
Total Challan Amount:		₹ 2,020 /-				
Total Challan Amount (In Words):	Rupees Two Thousand Twenty Only					

5. **In the same page.**

Select "Payment Modes" - E-Payment and click Create Challan

Create Challan Saved Challan Challan History

Reason For Challan Edit Reason

Reason
Any other payment

Details of Deposit

	Tax (₹)	Interest (₹)	Penalty (₹)	Fees (₹)	Other (₹)	Total (₹)
CGST(0005)	1000					1,000
IGST(0008)	1000					1,000
CESS(0009)	20					20
Dadra and Nagar Haveli and Daman and Diu UTGST(0007)						0
Total Challan Amount:	₹ 2,020 /-					
Total Challan Amount (In Words):	Rupees Two Thousand Twenty Only					

Payment Modes*

- E-Payment ✓
- Over The Counter
- NEFT/RTGS
- IMPS

EDIT REASON **SAVE** **GENERATE CHALLAN**

- The challan will be created and the following page will appear.
 Select "Net Banking"
 Select "Tamilnad Mercantile Bank Ltd"
 Click "I Agree to the terms and Conditions"
 Click "Make Payment"

Total Challan Amount:	₹ 2,020 /-
Total Challan Amount (In Words):	Rupees Two Thousand Twenty Only

Select Mode of E-Payment*

Preferred Banks

- Net Banking ✓
- Credit/Debit Card
- BHIM UPI

Please select a bank*

<input type="radio"/> AXIS BANK	<input type="radio"/> BANDHAN BANK LIMITED
<input type="radio"/> BANK OF BARODA	<input type="radio"/> BANK OF INDIA
<input type="radio"/> BANK OF MAHARASHTRA	<input type="radio"/> CANARA BANK
<input type="radio"/> CENTRAL BANK OF INDIA	<input type="radio"/> CITY UNION BANK LIMITED
<input type="radio"/> DBS BANK INDIA LIMITED	<input type="radio"/> DCB BANK LIMITED
<input type="radio"/> DHANLAXMI BANK LIMITED	<input type="radio"/> FEDERAL BANK
<input type="radio"/> HDFC BANK	<input type="radio"/> ICICI BANK LTD
<input type="radio"/> IDBI BANK	<input type="radio"/> IDFC FIRST BANK LIMITED
<input type="radio"/> INDIAN BANK	<input type="radio"/> INDIAN OVERSEAS BANK
<input type="radio"/> INDUSIND BANK	<input type="radio"/> JAMMU AND KASHMIR BANK LIMITED
<input type="radio"/> KARNATAKA BANK LIMITED	<input type="radio"/> KARUR VYSYA BANK
<input type="radio"/> KOTAK MAHINDRA BANK LIMITED	<input type="radio"/> PUNJAB AND SIND BANK
<input type="radio"/> PUNJAB NATIONAL BANK	<input type="radio"/> RBL BANK LIMITED
<input type="radio"/> SOUTH INDIAN BANK	<input type="radio"/> STATE BANK OF INDIA
<input checked="" type="radio"/> TAMILNAD MERCANTILE BANK LTD	<input type="radio"/> UCO BANK
<input type="radio"/> UNION BANK OF INDIA	

I agree to the terms and conditions.


DOWNLOAD MAKE PAYMENT

ⓘ The taxpayers are advised to check the transaction charges before selecting the Credit Card, Debit Card and BHIM UPI sub-payment mode. The transaction charges if any, will be applicable over and above the tax amount in this payment option. Kindly refer to the respective Bank's site for more details.

ⓘ If amount is deducted from bank account and not reflected in electronic cash ledger, you may raise grievance under Services>Payments>Grievance against payment(GST PMT-07)


ⓘ *Awaiting Bank Confirmation: For e-payment mode of payment. if the maker has made a transaction and checker approval is not

7. The CPIN details will be displayed to the user as follows





GST Payment			
Bank Name	Tamilnad Mercantile Bank Ltd	Transaction Date & Time of Initiation	2024-09-02 20:28:37
Challan Details			
CPIN	24092600000004	GSTIN	26AFNPS4801FTZL
Transaction ID	240902260000003	Challan Expiry Date (dd/mm/yyyy)	17/09/2024
Amount Details			
Type of Tax	Account Code	Amount (₹)	
CGST	0005	200.00	
SGST / UTGST	0007	20.00	
IGST	0008	50.00	
CESS	0009	50.00	
Total Amount		320.00	
Total Amount in words		Three Hundred Twenty Rupees and Paise Zero Only	
Terms and Conditions			
<input type="checkbox"/> I have read & agree with the Terms&Conditions of Tamilnad Mercantile Bank Ltd.			

8. Click "Pay via Net Banking".
Net Banking login page will be displayed.
Enter the User Id and Login Password of our Bank's Net Banking
Enter Captcha and click "Login".



TMB Tamilnad Mercantile Bank Ltd
Be a step ahead in life






Internet Banking

User ID

Password

Captcha*




Login
Clear



Useful Tip
In case you have received any email from an address appearing to be sent by RESERVE BANK OF INDIA / TAMILNAD MERCANTILE BANK LTD, advising you to update any personal information, account details or information of your user id and password of your e-banking account, PLEASE DO NOT RESPOND. RESERVE BANK OF INDIA / TAMILNAD MERCANTILE BANK LTD does not seek or send such information through email. If you have already disclosed your password please change it immediately.

For any Queries or clarifications, you may email to econnect@tmbank.in

The following screen will be displayed.



TMB Tamilnad Mercantile Bank Ltd
Be a step ahead in life

This session times out in: 0 hrs: 4 mins

GST Payment

[Return to Merchant Site](#)

Transaction Date (dd/MM/yyyy):

Initiator Details:
From Account: Available Balance : INR 11,23,194.11

Beneficiary Details:
Payee: View Payee Details

Amount: INR

GSTIN Transaction ID: 240902260000003

GST Number : 26AFNPS4801FTZL

CPIN : 2409260000004

IGST Amount : 50

SGST Amount : 20

CGST Amount : 200

Cess Amount : 50

State Code : 26

Request Date and Time : 02/09/2024 20:28:37

Challan Expire Date : 17/09/2024

IGST Access Code : 0008

SGST Access Code : 0007

CGST access Code : 0005

CESS Access Code : 0009

Remark:

Click "Continue" to go to Next page,



**TMB**
Tamilnad
Mercantile
Bank Ltd
Be a step ahead in life

Transaction Date(dd/MM/yyyy):	02/09/2024
Beneficiary Bank IFSC Code:	TMBL0000200
Transaction Amount:	INR 320.00
Total Amount:	INR 320.00
GSTIN Transaction ID:	240902260000003
GST Number :	26AFNPS4801FTZL
CPIN :	24092600000004
IGST Amount :	50
SGST Amount :	20
CGST Amount :	200
Cess Amount :	50
State Code :	26
Request Date and Time :	02/09/2024 20:28:37
Challan Expire Date :	17/09/2024
IGST Access Code :	0008
SGST Access Code :	0007
CGST access Code :	0005
CESS Access Code :	0009
Remark:	GST PAYMENT

Enter your credentials to confirm the transaction

Confirmation Details

Transaction Password:	<input type="password"/>	
One Time Password:	<input type="password"/>	

Submit  **Back** 

Enter the "Transaction Password" and "One Time Password". Payment will be done.

Once the payment is successful in internet banking, customer will be redirected to GST portal and the Acknowledgement can be downloaded from GST portal.